


BKRTK


TECHNICAL SCHEME SPECIFICHE TECNICHE




mountable on widths from 240mm to 260mm
montabile su larghezze da 240 mm a 260 mm



mountable on widths from 240mm to 260mm
montabile su larghezze da 240 mm a 260 mm



mountable on widths from 280mm to 320mm
montabile su larghezze da 280 mm a 320 mm



mountable on widths from 280mm to 320mm
montabile su larghezze da 280 mm a 320 mm

Weight ± 700gr

Supplied with 30 mm high-density foam padding and upholstery in fireproof and breathable fabric. The backrest can be mounted to the wheelchair either centrally or laterally. Both clamps guarantee a wide range of adjustments.

Peso ± 700gr

Viene fornita un'imbottitura con schiuma ad alta densità di spessore 30mm e il relativo rivestimento in materiale ignifugo e traspirante.

Lo schienale può essere infatti montato alla carrozzina centralmente oppure lateralmente. Entrambi gli attacchi garantiscono ampie possibilità di regolazioni.



CLACE



adaptable to Ø 19/22/25mm tubes
adattabile su tubi Ø 19/22/25mm

ARIA WHEELS SRL

Registered Office_Via della Divisione Torino, 92 00143 Roma - Italy

Production Dept_Via A.Volta, 7/G 36030 Costabissara (VI) - Italy

VAT IT 12848301003 | tel.+390444701414

www.ariawheels.com | info@ariawheels.com